



Build a Wholesome WLAN Infrastructure with ZyXEL Selected Accessories

- **Compatible with ZyXEL WLAN devices to get optimal signal quality**
- **Matching colors and exterior looks**
- **Multiple options to meet your current network environments**

When building a wireless LAN infrastructure, the IT staff should consider several factors influencing transmission efficiency, such as different facility sizes, building materials and interior divisions. To address this concern, a comprehensive WLAN solution for wireless LAN deployments can be critical.





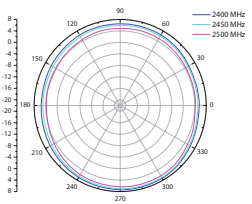
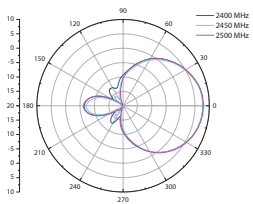
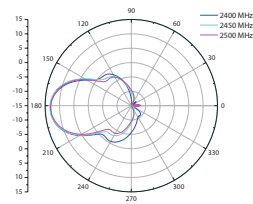
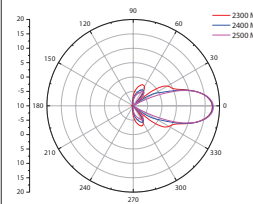
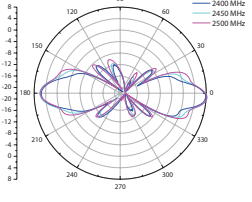
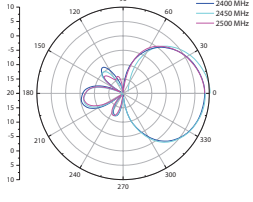
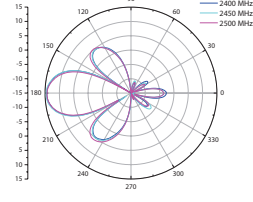
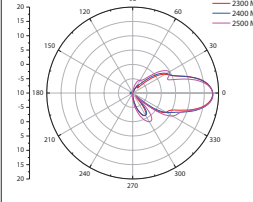
To facilitate the installation process, ZyXEL offers a complete range of 2.4 GHz and 5 GHz antennas, cables and other accessories for Access Points (APs) to enable customized wireless deployments for almost any installation types.



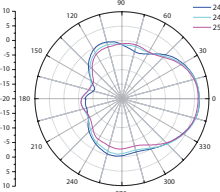
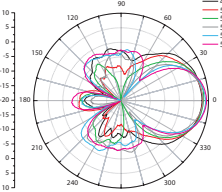
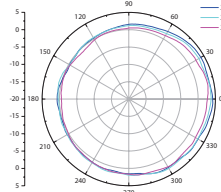
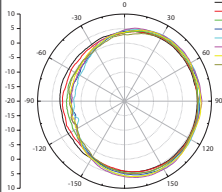
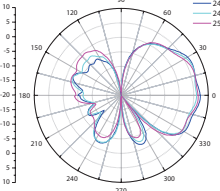
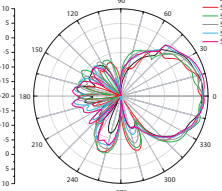
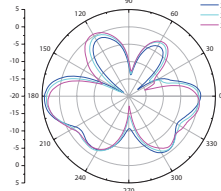
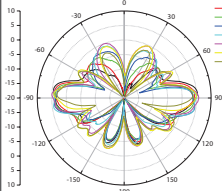
The ZyXEL antennas are available in various space, directionality, gain and range capabilities in different form factors. With appropriately coupled antennas and APs, businesses will enjoy perfect WLAN environments with superior coverage, better reliability and higher data rates in all kinds of facilities. In addition, the ZyXEL low-loss cables can be used to extend the distance between any ZyXEL 2.4 GHz and 5 GHz AP and the antenna through N-plug or RP-SMA connectors.



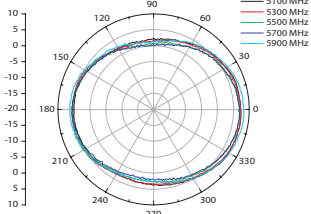
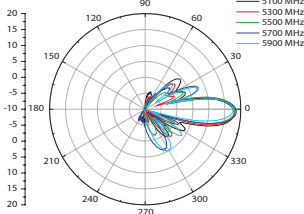
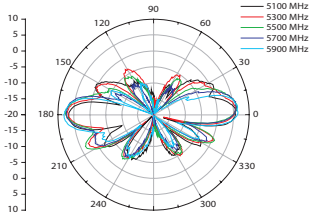
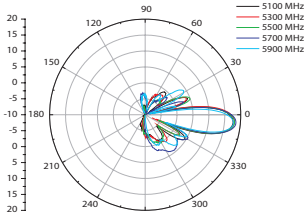
This document is to help our customers with the selection of suitable antennas and related accessories for their deployment.

Specifications

Antenna



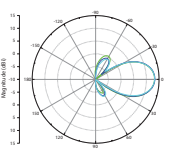
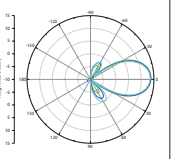
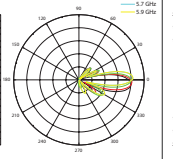
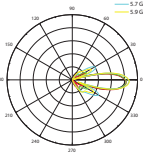
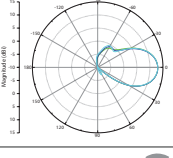
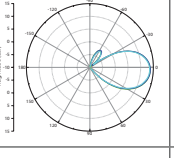
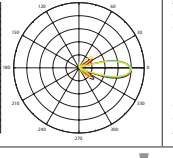
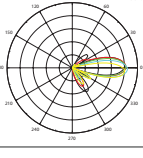
Model	EXT-108	EXT-109	EXT-114	EXT-118
Product photo				
Space	Outdoor	Outdoor	Outdoor	Outdoor
Frequency band (MHz)	2400 - 2500	2400 - 2500	2400 - 2500	2400 - 2500
Gain	8 dBi	8.5 dBi (peak)	14 dBi	18 dBi
VSWR	2.0:1 Max.	1.5:1 Max.	1.5:1 Max.	1.5:1 Max.
Polarization	Linear, vertical	Linear, vertical	Linear, vertical	Linear, vertical
Radiation pattern: H-plane				
Radiation pattern: V-plane				
HPBW/Horizontal	360°	65°	30°	15°
HPBW/Vertical	15°	60°	30°	15°
Front to back ratio	-	15 dB	15 dB	26 dB
Impedance	50 Ω	50 Ω	50 Ω	50 Ω
Connector	N type jack	N type jack	N type jack	N type jack
Survival wind speed	216 km/hr	216 km/hr	216 km/hr	216 km/hr
Temperature	-40°C to 80°C/-40°F to 176°F	-40°C to 80°C/-40°F to 176°F	-40°C to 80°C/-40°F to 176°F	-40°C to 80°C/-40°F to 176°F
Humidity	95% at 25°C (77°F)	95% at 55°C (131°F)	95% at 55°C (131°F)	95% at 55°C (131°F)
Radome color	Gray-white	Light gray	Gray/White	White
Radome material	Fiber glass	ABS, UV resistant	ABS	ABS, UV resistant
Dimensions (WxDxH)(mm/in.)	80 x 78 x 520/ 3.15 x 3.07 x 20.47	114 x 114 x 40/ 4.49 x 4.49 x 1.57	200 x 200 x 50/ 7.87 x 7.87 x 1.97	360 x 360 x 16/ 14.17 x 14.17 x 0.63
Weight (g/lb.)	340/0.75	107/0.24	407/0.90	1600/3.53
Accessory kit	<ul style="list-style-type: none"> Screw kit N-plug adapter Mounting kit Quick installation guide 	<ul style="list-style-type: none"> Cable: N-plug, RP-SMA plug; 3 m Mounting plate Quick installation guide 	<ul style="list-style-type: none"> Cable: N-plug, RP-SMA plug; 3 m Mounting kit Quick installation guide 	<ul style="list-style-type: none"> Cable: N-plug, RP-SMA plug; 3 m Mounting set Quick installation guide

Model	ANT2206		ANT2105	
Product photo				
Space	Indoor		Outdoor	
Frequency band (MHz)	2400 - 2500	4900 - 5875	2400 - 2483	5150 - 5875
Gain	6 dBi	8 dBi	4.5 dBi	7 dBi
VSWR	2.0:1 Max.		2.0:1 Max.	
Polarization	Linear, vertical	Linear, vertical	Linear, vertical	Linear, vertical
Radiation pattern: H-plane				
Radiation pattern: V-plane				
HPBW/Horizontal	65°	50°	360°	360°
HPBW/Vertical	75°	50°	30°	15°
Front to back ratio	12 dB		-	
Impedance	50 Ω		50 Ω	
Connector	RP-SMA plug		N type plug	
Survival wind speed	-		216 km/hr	
Temperature	-10°C to 55°C/14°F to 131°F		-10°C to 70°C/14°F to 158°F	
Humidity	95% at 55°C (131°F)		95% at 55°C (131°F)	
Radome color	White, black		White	
Radome material	ABS, UV resistant		ABS	
Dimensions (WxDxH)(mm/in.)	76 x 86 x 118/2.99 x 3.39 x 4.65		f 22 x 183	
Weight (g/lb.)	110/0.24		70/0.15	
Accessory kit	<ul style="list-style-type: none"> Screw kit Quick installation guide 		-	






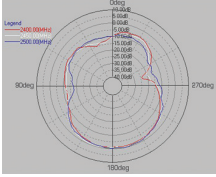
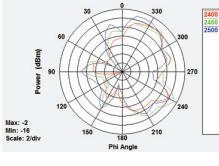
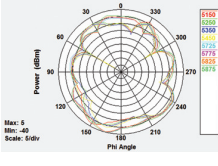
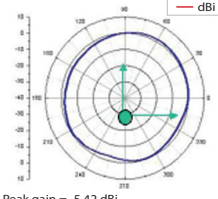
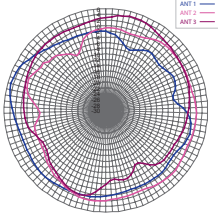
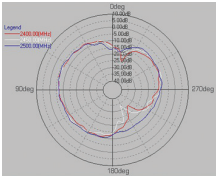
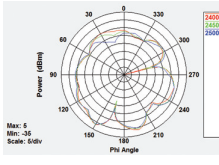
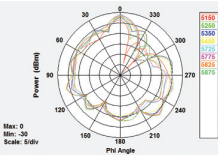
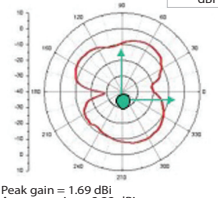
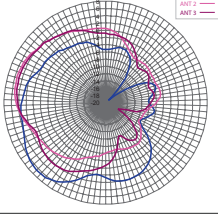
Model	ANT3108	ANT3218
Product photo		
Space	Outdoor	Outdoor
Frequency band (MHz)	5150 - 5875	5150 - 5875
Gain	8 dBi	18 dBi
VSWR	2.0:1 Max	2.0:1 Max
Polarization	Linear, vertical	Linear, vertical
Radiation pattern: H-plane		
Radiation pattern: V-plane		
HPBW/Horizontal	360°	15.5°
HPBW/Vertical	20°	15.5°
Front to back ratio	-	27 dB
Impedance	50 Ω	50 Ω
Connector	N type jack	N type jack
Survival wind speed	216 km/hr	216 km/hr
Temperature	-40°C to 80°C/-40°F to 176°F	-40°C to 80°C/-40°F to 176°F
Humidity	95% at 55°C (131°F)	95% at 55°C (131°F)
Radome color	White	Gray-white
Radome material	ABS, UV resistant	ABS, UV resistant
Dimensions (WxDxH)(mm/in.)	f 20 x 260	210 x 210 x 73/ 8.27 x 8.27 x 2.87
Weight (g/lb.)	206/0.46	700/1.54
Accessory kit	<ul style="list-style-type: none"> • Mounting kit • Quick installation guide 	<ul style="list-style-type: none"> • Mounting kit • Quick installation guide

MIMO Antenna




Model	ANT1310		ANT1313		ANT1314	
Product photo						
Space	Indoor		Outdoor		Outdoor	
Frequency band (MHz)	2300 - 2700		2400 - 2500		2400 - 2500	
Gain	9 - 10 dBi		13 - 13.5 dBi		14 ±0.5 dBi	
VSWR	1.5:1 Max.		2.0:1 Max.		2.0:1 Max.	
Polarization	Linear/Horizontal	Linear/Vertical	Cross polarization ±45°		Linear; ±45°	
Radiation pattern: H-plane	Port A	Port B	Port A	Port B	Port A	Port B
Radiation pattern: V-plane	Port A	Port B	Port A	Port B	Port A	Port B
HPBW/Horizontal	51°	66°	33°		60°	
HPBW/Vertical	66°	51°	35°		13°	
Side lobes level	-14 dB Max.	-14 dB Max.	-13 dB		-	
Front to back ratio	-13 dB Max.	-13 dB Max.	-25 dB Max.		-25 dB Max.	
Impedance	50 Ω		50 Ω		50 Ω	
Connector	SMA jack x 2		N type jack x 2		N type jack x 2	
Survival wind speed	N/A		216 km/hr		216 km/hr	
Temperature	-10°C to 55°C/14°F to 131°F		-40°C to 80°C/-40°F to 176°F		-40°C to 80°C/-40°F to 176°F	
Humidity	95% at 55°C (131°F)		95% at 55°C (131°F)		95% at 55°C (131°F)	
Radome color	White		Gray-white		Gray	
Radome material	ABS, UV resistant		ABS, UV resistant		ABS, UV resistant	
Dimensions (WxDxH)(mm/in.)	ø133 x 42/ø5.24 x 1.65		210 x 210 x 73/8.27 x 8.27 x 2.87		560 x 120 x 145/22.04 x 4.72 x 5.71	
Weight (g/lb.)	130/0.29		800/1.76		800/1.76	
Accessory kit	<ul style="list-style-type: none"> • Mounting kit • Quick installation guide 		<ul style="list-style-type: none"> • Mounting kit • Quick installation guide 		<ul style="list-style-type: none"> • Mounting kit • Quick installation guide 	

Model	ANT3315	ANT3316
Product photo		
Space	Outdoor	Outdoor
Frequency band (MHz)	5150 - 5875	5150 - 5875
Gain	15±0.5 dBi	15 - 16 dBi
VSWR	2.0:1 Max.	2.0:1 Max.
Polarization	Linear, ±45°	Linear, ±90°
Radiation pattern: H-plane	<div style="display: flex; justify-content: space-around;"> <div style="text-align: center;"> <p>Port A</p>  </div> <div style="text-align: center;"> <p>Port B</p>  </div> </div>	<div style="display: flex; justify-content: space-around;"> <div style="text-align: center;"> <p>Port A</p>  </div> <div style="text-align: center;"> <p>Port B</p>  </div> </div>
Radiation pattern: V-plane	<div style="display: flex; justify-content: space-around;"> <div style="text-align: center;">  </div> <div style="text-align: center;">  </div> </div>	<div style="display: flex; justify-content: space-around;"> <div style="text-align: center;">  </div> <div style="text-align: center;">  </div> </div>
HPBW/Horizontal	▼ 60°	▲ 19°
HPBW/Vertical	— 8°	▶ 21°
Side lobes level	-5 dB Max.	-
Front to back ratio	-30 dB Max.	-20 dB Max.
Impedance	50 Ω	50 Ω
Connector	N type jack x 2	N type jack x 2
Survival wind speed	216 km/hr	216 km/hr
Temperature	-40°C to 80°C/-40°F to 176°F	-40°C to 80°C/-40°F to 176°F
Humidity	95% at 55°C (131°F)	95% at 55°C (131°F)
Radome color	Gray	Gray-white
Radome material	ABS, UV resistant	ABS, UV resistant
Dimensions (WxDxH)(mm/in.)	560 x 120 x 145/22.04 x 4.72 x 5.71	210 x 210 x 73/8.27 x 8.27 x 2.87
Weight (g/lb.)	1.4/3.09	800/1.76
Accessory kit	<ul style="list-style-type: none"> • Mounting kit • Quick installation guide 	<ul style="list-style-type: none"> • Mounting kit • Quick installation guide


Embedded Antenna

Model	NWA1121-NI	NWA1123-NI		NWA1300-NJ	NWA3166/NWA5160-N
Product photo					
Space	Embedded	Embedded	Embedded	Embedded	Embedded
Frequency band (MHz)	2400 - 2500	2400 - 2500	5150 - 5825	2400 - 2500	2400 - 2500/ 5150 - 5900
Gain	4.4 dBi	2.0 dBi	2.0 dBi	2 dBi	6.0 dBi @2440 MHz/ 5.1 dBi @5200 MHz/ 8.0 dBi @5800 MHz
VSWR	1.92:1 Max	2.0:1 Max	2.0:1 Max	2 Max	2:1 Max
Polarization	Linear, vertical	Linear, vertical	Linear, vertical	Linear	Linear
Radiation pattern: H-plane				 Peak gain = -5.42 dBi Average gain = -8.98 dBi	
Radiation pattern: V-plane				 Peak gain = 1.69 dBi Average gain = -3.22 dBi	
HPBW/Horizontal	-	-	-	-	-
HPBW/Vertical	-	-	-	-	-
Front to back ratio	-	-	-	-	-
Impedance	50 Ω	50 Ω	50 Ω	50 Ω	50 Ω
Connector	MHF	IPEX	IPEX	-	MHF
Survival wind speed	-	-	-	-	-
Temperature	-10°C to 60°C/ 14°F to 140°F	-20°C to 55°C/ -4°F to 131°F	-20°C to 55°C/ -4°F to 131°F	-40°C to 85°C/ -40°F to 185°F	-20°C to 70°C/ -4°F to 158°F
Humidity	-	95% at 40°C/104°F	95% at 40°C/104°F	30% to 70%	0% to 95%
Radome color	-	-	-	-	-
Radome material	-	-	-	-	-
Dimensions (WxDxH)(mm/in.)	38.4 x 10.4 x 0.6/ 1.512 x 0.409 x 0.0197	35.5 x 10 x 4.7/ 1.40 x 0.39 x 0.19	19 x 6 x 0.6/ 0.75 x 0.24 x 0.023	5.2 x 2.0 x 1.1/ 0.205 x 0.079 x 0.043	90 x 90 x 15.45/ 3.543 x 3.543 x 0.608
Weight (g/lb.)	0.78/0.002	1.5/0.003	0.8/0.002	-	19/0.042
Accessory kit	-	-	-	-	-

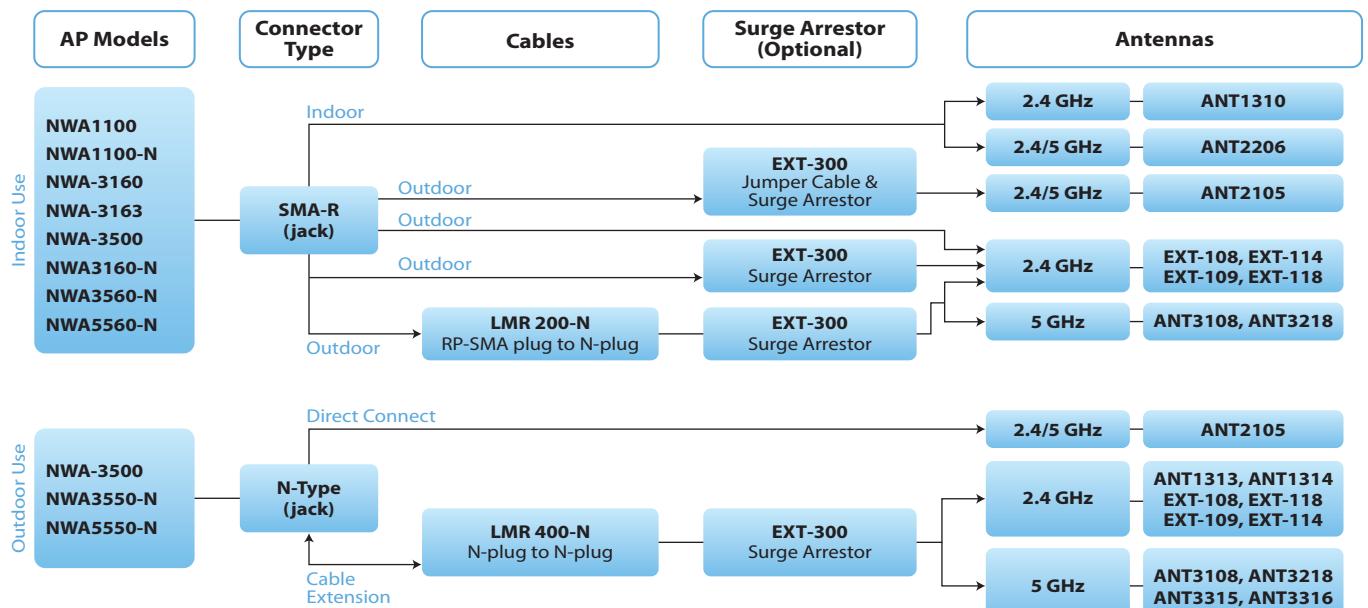
Cable

Model	LMR 200-N	LMR 400-N	EXT-300
Product photo			
Connector	N-plug, RP-SMA plug	N-plug, N-plug	RP-SMA plug, N-jack (Jumper cable)/ N-plug, N-jack (Surge arrester)
Cable length	3 m, 9 m	1 m, 9 m	0.5 m
Outer diameter	4.95 mm	10.29 mm	-
Operating temperature	-40°C to 85°C/-40°F to 185°F	-40°C to 85°C/-40°F to 185°F	-40°C to 85°C/-40°F to 185°F
Attenuation	55.4 dB/100 m @2.5 GHz	22.2 dB/100 m @2.5 GHz	1.5 dB @3 - 6 GHz (Jumper cable) 14 dB @4 - 6 GHz (Surge arrester)

Ceiling Mounting Kit

Model	Ceiling Mounting Kit
Product photo	
Description	For NWA-3160, NWA-3163 & NWA-3166, NWA3160-N, NWA3560-N, NWA5160N, NWA5560-N

Installation Compatibility



For more product information, visit us on the web at www.ZyXEL.com



Copyright © 2013 ZyXEL Communications Corp. All rights reserved. ZyXEL, ZyXEL logo are registered trademarks of ZyXEL Communications Corp. All other brands, product names, or trademarks mentioned are the property of their respective owners. All specifications are subject to change without notice.

